

ALPIlignum /

16.12

Collection Wood

Wood+

Product

ALPI Silver Rail Brown

Texture

Quartered

Size

2500x320 mm

ALPIkord /

16.12 K

Size

2500x300 mm

Wax

✓

Groove

NA

Light Gloss

✓

Bright Gloss

✓

ALPIrobur /

Size

NA

Soft

NA

Matt

NA

Pore

NA

Brushed

NA

ALPIlignum /

ALPIlignum is a decorative multilaminar wood veneer compliant with ISO 18775 standard.

Standard dimensions a

Poplar based Veneer	length 2200-2500 mm ; width from 620 to 700 mm
Ayous based Veneer	length 2200-2500-2800-3150 mm; width 360 mm, from 620 to 760 mm
Basswood based Veneer	length 2500-3150 mm width 360 mm, from 620 to 700 mm

Please note that special dimensions can be manufactured on request

Nominal thickness available /

Thickness	from 0,42 mm to 2.8 mm
-----------	------------------------

Not all products are available in all the above thicknesses.

Dimensional Manufacturing Tolerances /

Width	-0 / +30 mm
Thickness	complies with standard ISO 18775 < 1,5 mm : +/- 0.05 mm; > 1,5 mm : +/- 4%

Wood Density /

450-900 kg/m³ (measured in compliance with standard ISO 9427) depending on the structure of each product.

ALPIlignum /

Formaldehyde Emission /

In compliance with E1 (analyzed according to EN 717-1).

On request ALPI can supply ALPIlignum with two levels of formaldehyde emissions below the E1 standard:

BE - ALPIlignum with a formaldehyde emission level equal to a fraction of the E1 standard.

ZeroF - ALPIlignum without added formaldehyde.

It is impossible to guarantee a complete absence of traces of formaldehyde as this naturally occurs in wood.

Light Fastness /

ALPIlignum is not a finished product and, therefore its resistance to light in part depends on the cycle and chemical nature of the finish. Upon request ALPI is able to supply an Alpilignum version that, if finished with the correct finishing cycle can reach higher values than 3 on the grey scale (EN 438-2/27). The buyer is advised that discoloring may occur. It is recommended that the buyer perform prior tests depending upon the particular purpose and intended use in order to optimize results.

Mechanical Specifications /

The mechanical characteristics of ALPIlignum depend on the cycle and chemical nature of the finish and the type of backing. It is recommended that the buyer perform prior tests depending upon the particular purpose and intended use in order to optimize results.

Colour and Grain /

Being a natural wood product, ALPIlignum may vary in its reference colour. It is recommended that before use the buyer check both the colour and the grains of the delivered product as against the ordered product.

Storage /

ALPIlignum is mainly made of wood and its moisture content may therefore be subject to variation depending on the storage and work environment. It is therefore advisable to maintain humidity in the range between 40% and 70% (RH) and a reference ambient temperature of 20°C.

Warnings /

Avoid - even temporarily- any contact with water and other liquids. Avoid any moisture condensation on product surface. The product must be stored on a flat surface at least 200 mm from the ground. ALPIlignum must be protected from direct and indirect light.

ALPIlignum /

Veneering /

Glueing With Urea Glues

ALPIlignum veneer can be glued on all wood backing using by means of urea glues. Different kinds of backing must be tested and assessed on a case-by-case basis. The quantity of glue to be used per square meter depends on the base type and thickness, on the veneer structure (quartered cut, tangential cut, burl, etc.), on its thickness and on the type of pressing. It is generally advisable not to use more than 150 g/m² of glue at pressures ranging from 1.5 to 5 bars. The recommended veneering temperature may range between 85°C and 120°C. The glue may be added with organic or inorganic fillers to modify its rheological properties in order to control bleeding through the veneer layer. The use of pigments with similar shades to the veneer base color is always recommended. Basswood-based products should be laminated on panels, using urea glue with an application of at least 120/140g/m².

Glueing With Vinyl Glues

ALPIlignum veneer can be glued on all wood support using vinyl glues. Different kinds of support need to be previously tested. Because of the thermoplastic features of this type of glue, the quantity to be applied must be carefully measured according to the type of veneering in order to avoid undesirable pass-through of the glue which would prove difficult to eliminate through sanding. It is generally advisable to use between 80 and 100g/m² of glue at pressures ranging from 1.5 to 3.5 bars. The advisable veneering temperature may vary between 60°C and 90°C. The use of pigments with similar shades to the veneer base color is always recommended.

Glueing With Hot Melt Glues

ALPIlignum veneer can be glued on all wood backing using hot melt glues such as polyolefin, EVA and reactive polyurethane. Different kinds of backing need to be tested. This type of glueing is mainly used to bond small surfaces, such as edges, with the help of automatic systems that have a mechanical clamp. The use of other veneering systems must be checked through preliminary testing. In every case, however, it is advisable to follow the instructions provided by the glue supplier.

Sanding /

After the veneering process ALPIlignum must be sanded in order to prepare and clean the surface for the varnish application. This process must be carried out with 120-150-180 grit sandpaper in a single step or in sequence using manual or automatic sanding machines. The use of 100 grit or 220/240 grit sandpaper is advised only for special decorative effects. The transversal sanding process with 120-150-180 grit sandpaper must be carried out at low strength and in any case may cause some microgroove traces and superficial rifts mainly on basswood-based ALPIlignum, it is advisable to follow the instructions provided by the glue supplier.

Varnishing /

Like all other types of wood, the varnishing process for ALPIlignum must be performed with a suitable product capable of protecting and preserving the wood as much as possible from chemical and physical deterioration (photodegradation, thermal decay, etc.) as well as from mechanical degradation (scratches, dents, etc.). Wood veneer can be stained without any particular problems. ALPIlignum can be varnished with any product or method recommended for wood treatments. However, the best results are achieved by selecting, among the various classes of products, those with the following characteristics:

- High wetting power
- High yellowing retardation power
- High UV protection

As for water paints, it is advisable to use products that are stable at a moderately acid pH (4-6), such as specific products destined for acid hardwoods. It is common practice to follow the instructions provided by finish manufacturers and to carry out preventive tests before proceeding to varnishing.

Please contact ALPI's technical office for any further clarification. This technical data sheet supersedes and replaces any previous version. The information and recommendations herein have been compiled from the current information held by ALPI and may be our best knowledge updated to perform the higher results of the applications.

ALPIlignum Sushi /

Alpilignum Sushi is a wood veneer with metallic effect powders.

Formaldehyde Emission /

ALPIlignum Sushi is without added formaldehyde. It is impossible to guarantee a complete absence of traces of formaldehyde as this naturally occurs in wood.

Light Fastness /

ALPIlignum Sushi is not a finished product and, therefore its resistance to light in part depends on the cycle and chemical nature of the finish. Upon request ALPI is able to supply an Alpilignum version that, if finished with the correct finishing cycle can reach higher values than 3 on the grey scale (EN 438-2/27). The buyer is advised that discoloring may occur. It is recommended that the buyer perform prior tests depending upon the particular purpose and intended use in order to optimize results.

Mechanical Specifications /

The mechanical characteristics of ALPIlignum Sushi depend on the cycle and chemical nature of the finish and the type of backing. It is recommended that the buyer perform prior tests depending upon the particular purpose and intended use in order to optimize results.

Colour and Grain /

Being a natural wood product, ALPIlignum Sushi may vary in its reference colour. It is recommended that before use the buyer check both the colour and the grains of the delivered product as against the ordered product, as the structure may vary from sheet to sheet.

Storage /

ALPIlignum Sushi is mainly made of wood and its moisture content may therefore be subject to variation depending on the storage and work environment. It is therefore advisable to maintain humidity in the range between 40% and 70% (RH) and a reference ambient temperature of 20°C.

Warnings /

Avoid - even temporarily- any contact with water and other liquids. Avoid any moisture condensation on product surface. The product must be stored on a flat surface at least 200 mm from the ground. ALPIlignum must be protected from direct and indirect light.

ALPIignum Sushi /

Veneering /

Glueing With Urea Glues

ALPIignum Sushi veneer can be glued on all wood backing using by means of urea glues. Different kinds of backing must be tested and assessed on a case-by-case basis. The quantity of glue to be used per square meter depends on the base type and thickness, on the veneer structure (quartered cut, tangential cut, burl, etc.), on its thickness and on the type of pressing. It is generally advisable not to use more than 150 g/m² of glue at pressures ranging from 1.5 to 5 bars. The recommended veneering temperature may range between 85°C and 120°C. The glue may be added with organic or inorganic fillers to modify its rheological properties in order to control bleeding through the veneer layer. The use of pigments with similar shades to the veneer base color is always recommended. Basswood-based products should be laminated on panels, using urea glue with an application of at least 120/140g/m².

Glueing With Vinyl Glues

ALPIignum Sushi veneer can be glued on all wood support using vinyl glues. Different kinds of support need to be previously tested. Because of the thermoplastic features of this type of glue, the quantity to be applied must be carefully measured according to the type of veneering in order to avoid undesirable pass-through of the glue which would prove difficult to eliminate through sanding. It is generally advisable to use between 80 and 100g/m² of glue at pressures ranging from 1.5 to 3.5 bars. The advisable veneering temperature may vary between 60°C and 90°C. The use of pigments with similar shades to the veneer base color is always recommended.

Glueing With Hot Melt Glues

ALPIignum Sushi veneer can be glued on all wood backing using hot melt glues such as polyolefin, EVA and reactive polyurethane. Different kinds of backing need to be tested. This type of glueing is mainly used to bond small surfaces, such as edges, with the help of automatic systems that have a mechanical clamp. The use of other veneering systems must be checked through preliminary testing. In every case, however, it is advisable to follow the instructions provided by the glue supplier.

Sanding /

After the veneering process ALPIignum Sushi must be sanded in order to prepare and clean the surface for the varnish application. This process must be carried out with 120-150-180 grit sandpaper in a single step or in sequence using manual or automatic sanding machines. The use of 100 grit or 220/240 grit sandpaper is advised only for special decorative effects. The transversal sanding process with 120-150-180 grit sandpaper must be carried out at low strength and in any case may cause some microgroove traces and superficial rifts mainly on basswood-based ALPIignum, it is advisable to follow the instructions provided by the glue supplier.

Varnishing /

Like all other types of wood, the varnishing process for ALPIignum Sushi must be performed with a suitable product capable of protecting and preserving the wood as much as possible from chemical and physical deterioration (photodegradation, thermal decay, etc.) as well as from mechanical degradation (scratches, dents, etc.).

ALPIignum Sushi can be varnished with any product or method recommended for wood treatments.

However, for this specific structure the best results are obtained by applying a first coat of two-pack water-based primer with a 70-90 gr/m², then the other products indicated by the desired finishing cycle can be applied. Amongst the various classes of products, we recommend those with the following characteristics:

- High wetting power
- High yellowing retardation power
- High UV protection

As for water paints, it is advisable to use products that are stable at a moderately acid pH (4-6), such as specific products destined for acid hardwoods. It is common practice to follow the instructions provided by finish manufacturers and to carry out preventive tests before proceeding to varnishing.

Please contact ALPI's technical office for any further clarification. This technical data sheet supersedes and replaces any previous version. The information and recommendations herein have been compiled from the current information held by ALPI and may be our best knowledge to update them, following new evaluations or new production systems.

We recommend the user to check the product suitability based on the final application.

ALPIlignum Radiant /

ALPIlignum Radiant is a wood veneer with plastic interlayers.

Standar Dimensions /

Poplar based Wood	length 2500 mm width 300 mm - 420 mm
Ayous based Wood	length 2500 mm width 300 mm - 420 mm
Bass based Wood	length 2500 mm width 300 mm - 420 mm
Veneer Nominal Thickness	0.6 - 0.8 mm
Board Nominal Thickness	min 3 mm - max 300 mm
ALPIlignum pattern	Quartered

ALPIlignum Radiant /

Formaldehyde Emission /

In compliance with E1 (analyzed according to EN 717).

On request ALPI can supply ALPIlignum Radiant with two levels of formaldehyde emissions below the E1 standard:

BE - ALPIlignum Radiant with a formaldehyde emission level equal to a fraction of the E1 standard.

ZeroF - ALPIlignum Radiant without added formaldehyde. It is in any event impossible to guarantee a complete absence of formaldehyde in ALPIlignum Radiant wood veneers as formaldehyde is a naturally occurring substance in wood.

Light Fastness /

ALPIlignum Radiant is not a finished product and therefore its resistance to light in part depends on the cycle and chemical nature of the finish. On demand, ALPI can supply a version of ALPIlignum Radiant which, if varnished with an appropriate varnishing cycle, can achieve values of > 3 on the grey scale(EN438-2/27). The buyer is advised that discoloring may occur. It is recommended that the buyer perform advance tests depending upon the particular purpose and intended use in order to optimize results.

Mechanical Specifications /

The mechanical characteristics of ALPIlignum Radiant depend on the cycle and chemical nature of the finish and type of backing. It is recommended that the buyer perform advance tests depending upon the particular purpose and intended use in order to optimize results.

Colour and Grain /

Being a natural wood product, the reference color of ALPIlignum Radiant may vary. It is recommended that before use the buyer check both the color and the grain of the delivered product against the product ordered.

Storage /

ALPIlignum Radiant is mainly made of wood and its moisture content may be subject to variation depending on the storage and work environment. It is therefore advisable to maintain humidity in a range of between 40% and 70% (RH) and a reference ambient temperature of 20°C.

Warnings /

Avoid - even temporarily - any contact with water and other liquids. Avoid any moisture on the product surface. The product must be stored on a flat surface at least 200 mm to the ground. ALPIlignum Radiant must be shielded from direct and indirect light.

ALPIlignum Radiant /

Backing /

ALPIlignum Radiant may be applied to the following backing: Polymethyl methacrylate (PMMA), Polycarbonate, Co-Polyester (PETG), Polyvinylchloride, (PVC), Polyester (PET) and Glass. Greater attention is required if the rear of the panel has a aesthetical function: in such cases, it is advisable to use opal, smoked, coloured or textured backing. The product may be applied on other types of backing. We suggest anyway to carry out some previous test.

Cutting /

ALPIlignum Radiant may be trimmed using a professional cutter machine with a simple bevelling blade to ensure a cut that is orthogonal to the plane. Another option is to cut using a high-powered laser to guarantee accurate rectilinear results. A further alternative is to cut using the assistance of a hand blade with metal reference squaring. In any event, it is advisable to undertake the cut along the centre line of the wooden section in order to minimize processing tolerances.

Splicing Multiple Sheets /

The seaming process may be undertaken manually with the assistance of masking tape, which should always be applied on the face-up side, and then subsequently be removed after the plating process. Automatic seaming systems may be used as an alternative.

Veneering /

ALPIlignum Radiant may be glued to plastic backing using hot melt polyurethane glue. For aesthetically-optimal gluing, it is advisable that after calendering ALPIlignum Radiant to the backing, the sheet be placed under a cold press to ensure that the glue is spread as evenly as possible. Glueing with solvent based acrylic glues and double-sided foam tape are advisable only if the back of the sheet is not exposed. For glueing on glass, it is advisable to adopt a vacuum glueing process using EVA-based glue. Different types of glueing and backing must be tested in advance on a case-by-case basis.

Sanding /

ALPIlignum is a composite material and the sanding step has to be operated to avoid excessive development of heat, on the decorative surface. To optimize the process, it is advisable to reduce 20% - 30% the speed of Sand-Paper Belt and selecting an appropriate Sand-Paper Grit Index (150-180 grit).

Varnishing /

ALPIlignum Radiant may be varnished using two-pack acrylic cycles of various glosses, or two-pack polyurethane cycles of various glosses, and ultra-violet drying acrylic cycles of various glosses. It may also be varnished using water-based cycles of various glosses. Different types of varnishing must be tested on a case-by-case basis.

Practical Advice /

To avoid possible alignment anomalies, during seaming it is possible to insert a section of ALPIlignum between the two portions of ALPIlignum Radiant to be seamed in order to make the coupling gap less visible. When assembling the ALPIlignum Radiant panels, it is possible to use sections of wood as a joint between the panels, or alternative materials such as aluminium. Heat generated by sources of backlighting may be detrimental to the atness of ALPIlignum Radiant panels; it is advisable to use LED based lighting. Appropriate ventilation is recommended for heat dissipation.

Please contact ALPI's technical office for any further clarification. This technical data sheet supersedes and replaces any previous version. The information and recommendations herein have been compiled from the current information held by ALPI and may be our best knowledge updated to perform the higher results of the applications.

ALPIlignum Silver Rail /

ALPIlignum Silver Rail is a reconstituted wood veneer with aluminium interlayers

Standard Dimensions and Structure /

Poplar based Wood	length 2500 mm width 300 mm - 600mm (only for Wavy option)
Ayous based Wood	length 2500 mm width 300 mm - 600mm (only for Wavy option)
Bass based Wood	length 2500 mm width 300 mm - 600mm (only for Wavy option)
Veneer Nominal Thickness	0.6 - 0.8 mm
Board Nominal Thickness	min 3 mm - max 300 mm
ALPIlignum pattern	Quartered

ALPIlignum Silver Rail /

Formaldehyde Emission /

In compliance with E1 (analyzed according to EN 717).

On request ALPI can supply ALPIlignum Silver Rail with two levels of formaldehyde emissions below the E1 standard:

BE - ALPIlignum Silver Rail with a formaldehyde emission level equal to a fraction of the E1 standard.

ZeroF - ALPIlignum Silver Rail without added formaldehyde. It is in any event impossible to guarantee a complete absence of formaldehyde in as formaldehyde is a naturally occurring substance in wood.

Light Fastness /

ALPIlignum Silver Rail is not a finished product and therefore its resistance to light in part depends on the cycle and chemical nature of the finish. On demand, ALPI can supply a version of ALPIlignum Silver Rail which, finished with an appropriate varnishing cycle, can achieve values of > 3 on the grey scale (EN438-2/27). The buyer is advised that discoloring may occur. It is recommended that the buyer perform advance tests depending upon the particular purpose and intended use in order to optimize results.

Mechanical Specifications /

The mechanical characteristics of ALPIlignum Silver Rail depend on the cycle and chemical nature of the finish and type of backing. It is recommended that the buyer perform advance tests depending upon the particular purpose and intended use in order to optimize results.

Colour and Grain /

Being a natural wood product, the reference color of ALPIlignum Silver Rail may vary. It is recommended that before use the buyer check both the color and the grain of the delivered product against the product ordered.

Storage /

ALPIlignum Silver Rail is mainly made of wood and its moisture content may therefore be subject to variation depending on the storage and work environment. It is therefore advisable to maintain humidity in a range of between 40% and 70% (RH) and a reference ambient temperature of 20°C.

Warnings /

Avoid - even temporarily - any contact with water and other liquids. Avoid any moisture on the product surface. The product must be stored on a flat surface at least 200 mm off the ground. ALPIlignum Silver Rail must be shielded from direct and indirect light.

ALPIlignum Silver Rail /

Veneering /

Glueing With Urea Glues

ALPIlignum Silver Rail veneer can be glued on all wood backing using urea glues. Different kinds of backing must be tested and assessed on a case-by-case basis. The quantity of glue to be used per square meter depends on the base type and thickness, on the veneer structure (quartered cut, tangential cut, burl, etc.), on its thickness and on the type of pressing. It is generally advisable not to use more than 150 g/m² of glue at pressures ranging from 1.5 to 5 bars. The recommended veneering temperature may range between 85°C and 120°C. The glue may be blended with organic or inorganic fillers to modify its rheological properties in order to control bleeding through the veneer layer. The use of pigments with similar shades to the veneer base color is always recommended. Basswood-based products should be veneered on panels, using urea glue with an application of at least 120/140g/m².

Glueing With Vinyl Glues

ALPIlignum Silver Rail veneer can be glued on all wood backing using vinyl glues. Different kinds of backing need to be tested. Because of the thermoplastic features of this type of glue, the quantity to be applied must be carefully measured according to the type of veneering in order to avoid undesirable pass-through which would prove difficult to eliminate through sanding. It is generally advisable to use between 80 and 100g/m² of glue at pressures ranging from 1.5 to 3.5 bars. The advisable veneering temperature may vary between 60°C and 90°C. The use of pigments with similar shades to the veneer base color is always recommended. It is advisable to undertake a gluing test in advance.

Sanding /

After the veneering process ALPIlignum Silver Rail must be sanded in order to free the surface from traces of handling and glue. This process must be carried out with 120-150-180 grit sandpaper in a single step or in sequence using manual or automatic sanding machines. The use of 100 grit or 220/240 grit sandpaper is advised only for special decorative effects.

Varnishing /

Like all other types of wood, the varnishing process for ALPIlignum Silver Rail must be performed with a suitable product that is capable of protecting and preserving the wood as much as possible from chemical and physical deterioration (photodegradation, thermal decay, etc.) as well as from mechanical degradation (scraping, dents, etc.). ALPIlignum Silver Rail can be varnished with any product or method recommended for wood treatments (not water-based varnishes). However, the best results are achieved by selecting from the various classes of products that have the following characteristics:

- Wetting power
- Yellowing retardation power
- UV protection

ALPIlignum Silver Rail may be varnished using two-pack acrylic cycles of various glosses, two-pack polyurethane cycles of various glosses, and ultra-violet drying acrylic cycles of various glosses. It is always sound practice strictly to follow the instructions provided by paint manufacturers and to carry out advance tests before proceeding to varnishing.

Please contact ALPI's technical office for any further clarification. This technical data sheet supersedes and replaces any previous version. The information and recommendations herein have been compiled from the current information held by ALPI and may be our best knowledge updated to perform the higher results of the applications.

ALPIkord /

The ALPI veneer is prefinished with state-of-the-art products and varnishes to bring out its natural beauty. The result is a large wood panel ready for application to any surface, permitting reduction of time devoted to installation, varnishing and finishing. The practicality of prefinished wood is joined by the properties of quality, uniqueness and customization, with the environmental certifications assigned to all ALPI veneers.

Usage sectors /

Surfaces for furnishings; surfaces and facings for interior architecture; hotels, multi-apartment and residential complexes, shops, retail outlets, offices, public spaces; surfaces and facings for the interiors of yachts and cruise ships.

Finishes /

ALPIkord veneers come in a range of finishes.

The four standard finishes combine and enhance different tactile and visual sensations:

Groove (5 gloss), achieved by brushing the wood to bring out texture and consistency, for an incredible tactile effect associated with a sensation of great natural character, similar to that of unfinished wood.

Wax (5 gloss), matte varnish gives the wood a delicate look typical of wax-based treatments and natural oils.

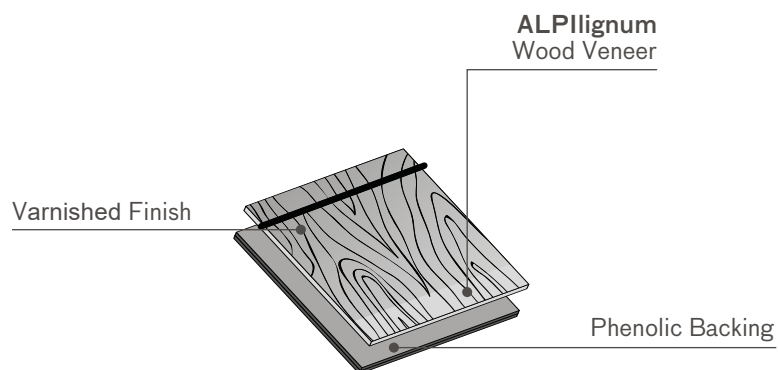
Light Gloss (15 gloss), enhanced by a delicate sheen, this elegant and refined solution offers the classical tone of the crafts tradition for the hand and the eye.

Bright Gloss (40 gloss), lustrous, illuminating finish.

ALPIkord /

	Groove / Wax	Light Gloss /	Bright Gloss /
Dimensions	2500x1250/3050x1300 mm	2500x1250/3050x1300 mm	2500x1250/3050x1300 mm
Nominal Thickness	1.0 mm	1.0 mm	1.0 mm
Grade	Postformable	Postformable	Postformable
Bending Radius*			
Longitudinal	20 mm	20 mm	20 mm
Transversal	20 mm	20 mm	20 mm
Postforming Temperature	145°C (288 F)	145°C (288 F)	145°C (288 F)
Weight Per Sqm	1.1 kg	1.1 kg	1.1 kg
Dimensional Variations			
Longitudinal	0.4 %	0.4 %	0.4 %
Transversal	1.2 %	1.2 %	1.2 %
En 438-2, 17 (2016)			
Abrasion Resistance*	> 25 Taber turns	> 40 Taber turns	> 60 Taber turns
En 438-2, 10 (2016)			
Stain Resistance	No effect	Halo caused by acetone	Halo caused by acetone
En 438-2, 26 (2016)			
Lightfastness (Xenotest)	> 2 Grey scale	> 2 Grey scale	> 2 Grey scale
En 438-2, 27 (2016)			
Formaldehyde Emission	Code compliant	Code compliant	Code compliant
En 717			

ALPIkord /



ALPIrobur
High-resistance prefinished veneer /

A particular finish is applied to the ALPI veneer to respond to the demand for high resistance surfaces. By request, it is also available in a flameproof version, in compliance with IMO MED, CLASS B-s1.d0 standards.

Usage sectors /

Surfaces for furnishings; surfaces and facings for interior architecture; hotels, multi-apartment and residential complexes, shops, retail outlets, offices, public spaces; surfaces and facings for the interiors of yachts and cruise ships.

Finishes /

ALPIrobur veneers come in a range of finishes:


Brushed a three-dimensional, very materic finish with a brushed effect

Soft a finish with a natural effect in terms of touch and image

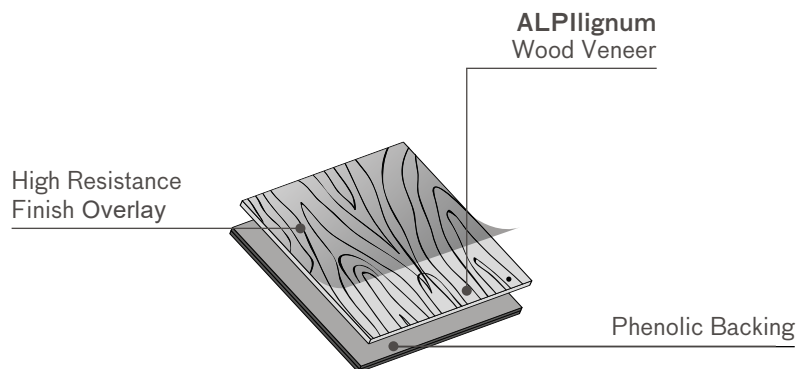
Matt an almost imperceptible matt finish

Pore open-pore finish

ALPIrobur /

	Soft-Matt-Pore-Brushed /	Soft-Matt-Pore-Brushed /  Fireproof IMO MED Certificate /
Dimensions	2500x1250/3050x1300 mm	2500x1250/3050x1300 mm
Nominal Thickness	1.0 mm	1.0 mm
Weight Per Sqm	1.2 kg	1.3 kg
Dimensional Variations		
Longitudinal	0.4 %	0.9 %
Transversal	1.1 %	1.4 %
En 438-2, 17 (2005)		
Abrasion Resistance*	> 250 Taber turns	> 250 Taber turns
En 438-2, 10 (2005)		
Stain Resistance	No effect	No effect
En 438-2, 26 (2005)		
Lightfastness (Xenotest)	> 2 Grey scale	> 2 Grey scale
En 438-2, 27 (2005)		
Formaldehyde Emission	Code compliant	Code compliant
En 717		

ALPIrobur /



ALPIkord - ALPIrobur /

Application Tips /

To ensure appropriate counterbalancing it is advisable to use the same type of product on both faces of panel as prescribed by standard EN 14323, although the process may also be conducted using HPL matching the characteristics of the face. In any case, specific production tests should be carried out to evaluate the suitability of the product utilized over time (3/7 days).

Application with Steel Plate Press /

The utmost attention is required when using a steel plate press. It is necessary a perfect cleaning of the plates to avoid dents or damage to the finished surface. Damages to a varnished or melamine surface may be caused by particles left between the metal plates and are difficult to repair. During the application of ALPIkord, the protective film must be perfectly laid out on the surface to avoid thickness-related marks. Veneering glue must be applied in the same quantity on both faces and a quantity such as to avoid lateral leakage under pressure and damage to the decorative surface. When using thermo-hardening glues, the press temperature should never exceed 105°/110°C for longer than 1/2 minutes. Application of ALPIkord to supports with a high thermic expansion coefficient (metallic and other surfaces) may result in alterations to its flatness and possible delamination due to rapid changes in temperature and humidity.

Application with Contact Adhesive /

Contact adhesives may be applied by hand or machine, taking care to wait the complete evaporation of solvent. ALPIkord/ALPIrobur sheets must be applied with a firm contact pressure using roller presses or hand rollers.

Postforming (ALPIkord only) /

In the static postforming process, an excessive speed of hot bar in conjunction with a not proper temperature can cause micro and macro fractures on the curved part. The long contact of hot forming bar on the wooden surface may cause a blistering effect on the film of varnish. In the dynamic postforming process, if the panel moves too quick fractures may be caused in the curved part of the pattern. The mould that is being wrapped must be of regular and constant shape along its entire length. Glue applied to the surface must be of appropriate grammage in order to avoid detachment and surface defects. The pressure rollers and bars creating the curve envelope must be kept very clean, accurately regulated along the outline of the curved edge, and be fully wrapped in rubber (between 50 and 80 Shore hardness). Sheets of ALPIkord must be conditioned at temperatures of at least 15°/20°C for a period of 24/48 hours in order to avoid the excessive fragility of patterns when curved. Changes of decorative wooden pattern may need to update the postforming parameters; in any case it is necessary to carry out preventive process tests.

Warnings /

As with natural wood, for ALPIkord/ALPIrobur surfaces it is not possible to guarantee absolute colour consistency between different manufacturing lots. Any slight difference in colour between two or more production batches cannot be considered a defect. Just like natural wood, ALPIkord/ALPIrobur react to direct and indirect, solar and artificial light. A gradual change of colour appearance over time, is accelerated by heat and moisture, since it is a natural phenomenon rather than a defect. With its melamine finish, ALPIrobur guarantees high levels of resistance to abrasion, and it is particularly suitable for horizontal surfaces. The colors of an ALPIrobur code cannot be perfectly matching the corresponding ALPIkord code, since this last one is coated with a transparent varnish. In consequence, it is advisable not to place panels with different finishes side by side.

Cleaning /

ALPIkord/ALPIrobur surfaces are easy to clean with a damp natural fibre cloth dipped in distilled water. If necessary add non-abrasive detergent. For more heavy stains, use alcohol, ammonia or other light solvents. Never use acetone or varnish solvent on the ALPIkord Light Gloss and Bright Gloss finish.

Storage /

ALPIkord/ALPIrobur must be stored horizontally, face-to-face, in an environment where the temperature is between 10°C and 30°C and the relative humidity between 40% and 60%; all sheets on a pallet but never be laid directly on the floor. Like all wooden surfaces, to ensure good conservation over time, it should be protected from light with non-transparent and if possible dark coverings. Sheets should always be handled by two people.

Please contact ALPI's technical office for any further clarification. This technical data sheet supersedes and replaces any previous version. The information and recommendations herein have been compiled from the current information held by ALPI and may be our best knowledge updated to perform the higher results of the applications.

ALPIdecos
Edgeband /

To complete the range of all the decorative of ALPI's surfaces, the ALPIdecos edgeband are the ideal solution for consumers requiring a full range of high-quality products to obtain a maximum focus on their production details.

ALPIdecos-ABS it is a wooden edgeband, backed by an ABS support, coordinated in the same color as the wood surface. It is supplied matching ALPIkord products in terms of colors and finishes.

ALPIdecos-FBK it is a wooden edgeband backed by non-woven fabric, suitable for soft-forming and finishing of curved surfaces. It may be coordinated with the products of the ALPIlignum range. Available in different options as raw and pre-varnished finishes.

ALPIdecos-STR it is an edgeband made with multiple wooden layers.

It fits perfectly for those who require a product of greater thickness matching with the products of the ALPIlignum range. Available in different options as raw and pre-varnished finishes.